





PileGate Lead Section	#	Diagrams	Weight lbs. approx	Lead Size	Description
	2105PGS		1,504	U-21	5' Pilegate Lead section w/spotter and swivel plate
	2605PGS	view diagram	2,110	U-26	
	3205PGS	view diagram	1,800	U-32	
	4205PGS	view diagram	2,962	U-42	
	4805PGS	view diagram	3,234	U-48	

36" Round Pile Gate Set (with extensions)				
	Lead Size U-42	Diagrams	Weight lbs. approx	Description
	42-36R-SET	view diagram	595 lb	36" Round Pilegate arm with 30",24" extension (one set=4 arms)
	42-3630R-SET	view diagram	792 lb	
	42-3624R-SET	view diagram	800 lb	
	Lead Size U-48	Diagrams	Weight lbs. approx	
	48-36R-SET	view diagram	612 lb	
	48-3630R-SET	view diagram	816 lb	
	48-3624R-SET	view diagram	816 lb	

30" Round Pile Gate Set (with extensions)				
	Lead Size U-32	Diagrams	Weight lbs. approx	Description
	32-30R-SET			30" Round Pilegate arm with 24",20",18" extension (one set=4 arms)
	32-3024R-SET			
	32-3020R-SET			
	32-3018R-SET			
	Lead Size U-42	Diagrams	Weight lbs. approx	
	42-30R-SET			
	42-3024R-SET			
42-3020R-SET				
42-3018R-SET				

24" Round Pile Gate Set (with extensions)				
	Lead Size U-26	Diagrams	Weight lbs. approx	Description
	26-24R-SET			24" Round Pilegate arm with 20",18",16",14" extension (one set=4 arms)
	<u>26-2420R-SET</u>			
	<u>26-2418R-SET</u>			
	<u>26-2416R-SET</u>			
	<u>26-2414R-SET</u>			
	Lead Size U-32	Diagrams	Weight lbs. approx	
	32-24R-SET			
	<u>32-2420R-SET</u>			
	<u>32-2418R-SET</u>			
	<u>32-2416R-SET</u>			
	<u>32-2414R-SET</u>			
	Lead Size U-42	Diagrams	Weight lbs. approx	
	42-24R-SET			
	<u>42-2420R-SET</u>			
	<u>42-2418R-SET</u>			
<u>42-2416R-SET</u>				
<u>42-2414R-SET</u>				